

Ptsa

Standley Spectrum



Happy New Year
New Years Resolution Interviews
Stav Genchel
Staff



“Get better at
Fortnite”
-Kobe
-Kioni



“Get better at
school and
sports.”
-Sebastian



“Get in more
dance
competitions”
-Slone Dietrich



“Get better
grades.”
-Eole



“To get better at
baseball”
-Graham Julien
-Preston



“I want to up my
level on Fortnite
and beat all Five
Nights at
Freddy’s games.”
-Nico



Interviews continued page 2



Standley Ice Skating Field Trip

Joaquin Martinez
Staff



On December 13, 2023, Standley Middle School got to go on their annual ice skating field trip! Students got their signed permission slips in before December 11, along with \$25 for the bus fee and skate rental. The following Wednesday, students got to skip their 8th period class, to go ice skating at the UTC Ice Rink. Going along with them are teachers Ms. Juergens, Ms. Rosa, Ms. Botts, Mr. Charles, and Mr. McLellan (who took an unexpected tumble on the ice!). Students of all experiences were invited to participate. Many were just taking their first steps, while others could skate on the ice with ease. The rink also offers seal-shaped skating aids to help people learn; students had fun using these as chairs to push their friends around the ice. Attendees had around 3 hours to ice skate, and enjoy other commodities at the UTC mall.

Ice Skating continued page 7



Week of Giving

Staff

ASB finished the year with a week of Spirit Days which included: Grinch Day, Ugly Holiday Sweater Day, Holiday Hat Day, Ica and Snow Day (wear blue and/or white) and finally, Holiday PJ Day. Lots of students participated and ASB played music at lunch, had games and prizes too. It was a great way to send off the year before Winter Break.

Ms. Belinda Christensen

Reece Park
Staff

Ms. Christensen is the new PIF or Paraeducator Independence Facilitator at Standley Middle School. She came here because she believes that all students need as much support to be successful as they can. She likes the diversity and enthusiasm of the students and staff. Ms. Christensen is really grateful to have the opportunity to work here and be a part of this school’s learning community.



Mr. Charles

Q and A with Mr. Charles
Leon Speter
Staff

Q: How long have you been working as staff?
A: 18 years working

Q: What’s your favorite part of being a teacher?
A: Culture, Community, Work Together

Q: What are you excited for this year?
A: This year I want to be expected and participate in those activities like the Haunted Hallway and dances.

Q: What’s something that keeps you going while teaching?
A: The Aha - moment I love being able to connect and see children grow and whether in math, social studies and English.



Cool Fact: He was in the music industry for 25 years.

New Years Tradition Around the World!

Malcolm Solt
Staff

Right around the new year people start feeling good that they made it through the year (especially through a pandemic) and hope that they will make it through the next. On New Years though people start doing things to celebrate the holidays. For example, in America every year in Times Square a ball will slowly go down a pole. In the last seconds of the year people will start counting down and when the next year finally starts, the ball will finally hit a platform at the bottom. In Mexico they might do things a bit different. A lot of times people will spend more time with family and eat specific types of foods like tamales, posole, and people will eat 12 grapes. They will also watch fireworks. In China people will also watch fireworks but they don’t do everything the same. People will put up decorations and give sacrifices to their ancestors. One special thing that Chinese people do is the elders will give red envelopes to the kids. Inside the envelopes will be money. In Japan things can be different though. Every year, at midnight every temple in Japan will ring their bell (bonsho). People will also eat a certain meal called O-sechi ryori. Each part of the meal is supposed to bring luck and prosperity into their lives. In Russia people eat dinner late with their families. They will also drink sparkling water. Did you know that Russians celebrate new years on January 7 instead of January 1. Although we all celebrate New Years in many different ways we all love it and will



The Grinch

Lorik Kadriu
Staff

We all know it we all love it “The Grinch” known as one of the greatest movies ever and in my opinion an absolute cinematic masterpiece. Directed by Ron Howard main actor Jim Carey who played the grinch and the girl with the shriveled up nose named Cindy Lou Who was played by Cameron Seely. Of course this movie was not just made and edited there was a story to any movie and how it was made! I will as you are reading this introduce you to the story of the Christmas special the Grinch. In the movie The Grinch in order for Jim Carey to even get done with makeup it took him an astounding 8 ½ hours to complete the makeup process he also had to have to deal with that for not just a few days but about 100 days. Plus it was not only that it took him another 3 hours to get out of the makeup. It was so hard that there was a point where he was thinking of quitting on the movie but instead the director brought n a CIA agent that had specialized on training agents while they were being tortured. They taught him, “If you're freaking out, and spiraling downwards, turn the television on, change a pattern, or have someone you know come up and smack you on the head, punch yourself in the leg or smoke-smoke as much as you possibly can.” (Jim Carrey) Jim Carrey also calms himself down by smoking cigarettes and he also listens to one of his favorite bands the Bees Gees which would also help him feel more calm. At some point Ron Howard had not fully believed Jim Carey so he went into the grinch make up he had woken about 3:30 Am and got his makeup done. He reported not being able to see he could barely breathe. I couldn't scratch myself. Their director truly understood what the grinch was dealing with. It took over 3 months for the filming to be completed. A few other fun facts were that the Whoville set was in a backlot behind bates Motel near universal studios; The dog that played Max was not just one dog it was a series of six rescue dogs.



Numerology-Calculate Your Future

Gonzalo Allen-Perez
Staff



6 4 7 2 0 8 12 45 68 89 34 11 59 22

Numerology is any belief in the divine, mystical relationship between a number and one or more coinciding events. They can supposedly tell the future and the entire life of someone based off their name or birth date. You can see your future for yourself, by following this procedure: First, look at this chart. You can see that each letter coincides with a number. You will use this chart to find your *soul urge, or what you want out of life, your subconscious self, which is what your inner self is like, and your character, which is how you are in real life and how others perceive you.*

Number	Letter Equivalents
1	A J S
2	B K T
3	C L U
4	D M V
5	E N W
6	F O X
7	G P Y
8	H Q Z
9	I R

Now to actually start calculating. Get your full name, like James Smith, and find the numbers to your letters. In this case, it is 145114928. To find the soul urge, add the vowels by adding the digits of them together. For example, 9+9=18, 1+8=9. Once you find that, add the consonants to get the subconscious self, and add those two results to get your character. I hope your results are

Number	Keywords
1	Initiating action, pioneering, leading, independent, attaining, individual
2	Cooperation, adaptability, consideration of others, partnering, mediating
3	Expression, verbalization, socialization, creativity, the joy of living
4	A foundation, order, service, struggle against limits, steady growth
5	Expansiveness, visionary, adventure, the constructive use of freedom
6	Responsibility, protection, nurturing, community, balance, sympathy
7	Analysis, understanding, knowledge, awareness, studious, meditating
8	Practical endeavors, status oriented, power-seeking, high-material goals
9	Humanitarian, giving nature, selflessness, obligations, creative expression
11	Higher spiritual plane, intuitive, illumination, idealist, a dreamer
22	The Master Builder, large endeavors, powerful force, a leader



SpaceX Sends 23 Satellites to Orbit

Another 23 satellites have been sent to orbit to increase connectivity for StarLink

Ken Tachibana
Staff

Elon Musk’s SpaceX recently launched a mission to increase connectivity for StarLink. On December 2, 2023 at 11 PM ET, Falcon 9 was launched into space, carrying 23 StarLink satellites. The satellites will enter low earth orbit, less than 1000 kilometers from the ground. This was the sixth flight for the first stage booster supporting this mission, which previously launched Crew-6, SES O3b mPOWER, and now four Starlink missions. With dedicated satellites to fuel its mission, StarLink has the fastest and smoothest internet speeds than any other provider. Unlike other providers where you lose internet connection in remote areas, “Streaming, video calls, online gaming, remote working and more are now possible in even the most remote locations thanks to the world’s most advanced internet system.” This luxury comes at a cost, a \$599 upfront hardware cost and \$120 every month. Users of StarLink have left glowing reviews, some saying “It's an entirely different world...Before Starlink we had to ration data and we couldn't stream. Now we have files downloading, Pandora playing, Zoom going and there's no latency whatsoever.” StarLink also provides internet for boats, although at a much higher cost. The best plans go for \$2,500 upfront hardware cost and \$5000 per month. Quoted from www.starlink.com More information at www.spacex.com



“I want to be able to ride my BMX bike on the road.”-Niki



“ I want to get a car.”-Drexel




“ I want to hit the gym & get buff. ”-Miles



“I want to try to be kind.” -Mathew





Field Trip to the Old Globe!

Lydia Shenvi
Staff

On Friday, November 3rd, a number of students went to the Old Globe on a field trip to see William Shakespeare’s “Two Gentlemen of Verona.” It has been shown at the Old Globe in both the Sheryl and Harvey White Theatre as well as the Conrad Prebys Theatre Center, directed by Jimonn Cole. It was two hours and fifteen minutes long, including a five-minute intermission. The play was believed to be first published between 1592 and 1594, and since then has continued to be a high-quality, well-loved work of art, a piece of literature as fine as the rest of Shakespeare’s.

All participating students first met at room 303 to leave their belongings before departing the lunch courts to go to Balboa Park. They returned before school ended. One of the audience’s favorite characters in the play was a dog called Buffalo. His role in the production was that of a dog called Crab, and every scene involving this canine character was much appreciated and often punctuated with laughter. Buffalo was originally a stunt performer, but after several injuries, he became an actor and a model, sometimes noted in pet -feature boards, as the play’s program states. His debut in “Two Gentlemen of Verona” was a definite success!

A Night At The Opera

An Enchanting Night at the San Diego Civic Center Theater
Cammie Pearce
Staff

On November 29th after school around 30 students and two teachers boarded a bus to the San Diego Civic Theatre. It was student night at the opera house and the crowds were bustling to get inside. Once we were seated and the lights dimmed and a single light was shown on the stage. Slowly a mariachi band began to appear on the stage. When the Opera started the singers began to paint a beautiful picture with their voices. The opera was set in Mexico during Christmas. The opera starts with the adults putting on a play about how Christmas came to be. There was an angel fondly remembering the memories the family had together over the years. It ends in a beautiful flurry of emotions as the family drama is resolved and everyone is happy and ready for Christmas. Overall it was a moving Opera and it is a must see from the San Diego Civic Theatre.



The Importance of Origami

Aryan Ahuja
Staff

As we all know, origami is all about a Japanese art of folding paper. But that’s not really it. Origami also has an importance and many benefits. Today, I will share some with you.

- Cooperative learning
- A link to math
- Multicultural awareness

There are many more benefits and educational benefits. But these are the most basic ones that everyone should know about.

Cooperative Learning- Through the actual folding, children use their hands to follow a specific set of steps in sequence, producing a visible result that is at once clever and pleasing. If a child is confused, he/she would ask others around, making him/her comfortable asking questions and developing cooperative skills as well as origami skills.

A Link to Math- Transforming a flat piece of paper into a three dimensional crane (or other origami figure) is a unique exercise in spatial reasoning. Origami is also important in teaching symmetry; for many of the folds, whatever is done to one side is done to the other. This is, of course, a fundamental algebraic rule that can be shown outside the framework of a formal "math lesson".

Multicultural Awareness- Origami reflects on Japanese culture. By participating, students gain appreciation of a different culture, perhaps opening a doorway to further exploration.



Best New Year’s Travel Destinations

Tim Linossier
Staff

Have you ever wondered where to travel to for the new year but did not want to go out of the US because you don’t have enough time? Well here are the top 5 most breathtaking destinations to visit within the United States. The first place to visit is Acadia National Park. This national park is a patch of land in Maine where the lush forests meet the cold Atlantic Ocean. This area is mostly made of forest with tall trees that turn into a vibrant red and orange in Autumn. There are also cold lakes with some rivers leading to white sand beaches that border the Atlantic Ocean. Some of the popular activities to do there include scenic routes, trails, and swimming in the cold waters. In addition, there is a stunning light perched on rocks to visit named Bass Harbor Head Light Station. Another National Park to visit during this period is The Great Smoky Mountains National park. This park is a piece of land spread within the two states of North Carolina and Tennessee. This is another park with great mountains and lush forests. This park has lots of forests that will turn into warm colors in fall. There is also an abundance of wildflowers year-round. On top of Clingmans Dome, the highest peak, there is a breathtaking view point of the



lush valleys. The biggest city in this area is Gatlinburg which is located in Tennessee. This city is a hotspot for white water rafting and ziplining. Overall, this national park will offer a wide variety of hikes and scenic views to choose from. Next, San Francisco is an extremely popular place to visit thanks to the Golden Gate Bridge and beautiful skyline. San Francisco, officially the City and County of San Francisco, is the commercial, financial, and cultural center of Northern California. It is the fourth most populated city in California with a population of 815,000 people as of 2021. There are countless things to visit in this city such as the Golden Gate Bridge, Alcatraz, The Painted Ladies (which are houses), and Chinatown. This city is

also a very good trip destinations because there are multiple national parks near it within a couple hours’ drive. Those parks are Big Sur, Redwood National Park, Yosemite National Park, and Point Reyes National Sea Shore. There are also some iconic things to do in this city such as riding cable cars. By far one of the most popular places to go in the United States during the fall season is Hawaii, and more specifically the island of Maui. Sprawling Haleakala National Park encompasses the island’s highest peak, volcanic Haleakala, as well as the pools and waterfalls of Ohe’o Gulch, accessed via scenic, winding Hana Highway. There are astonishing white sand beaches and black sand beaches too! If you love geology there are two volcanoes with one of them that can be visited. Haleakala, translated as “The House of the Sun,” is Maui’s largest volcano, reaching an altitude of more than 10,000 feet within Haleakala National Park. Driving to its summit is a popular day trip for visitors, where biking, hiking (Sliding Sands Trail), and island views showcase its beauty. There are also some hikes to do such as the Pipiwai Trail. This trail has stunning waterfalls, huge bamboo forest, idyllic streams, and more beauty than you can imagine, it is simply one of the best hikes on Maui. The Maui Ocean Center is an aquarium and oceanography center located in Maalaea, Hawaii. Opened on March 13, 1998, by Coral World International, the 3 acres facility is the largest living tropical reef aquarium in the Western Hemisphere. In addition, there are luxurious hotels to stay in and have fun for the new year. The fifth and last tourist destination to visit is New York city. This city is by far the most iconic city in the US with Los Angeles. There are countless things to visit since this is such a big city but most popular things to do in giant city are visit Central Park, take a boat tour to the Statue of Liberty, and visit the skyscrapers and Times square. There are also multiple world class restaurants in this metropolis such as Loring Place, Tavern on the Green, and Barbounia. When visiting New York you can also visit other things that the big city such as lush forests and wide fields. There is also a coast to visit but the water is very cold. Overall, traveling during fall is really under-rated because it has weather that is not too hot nor too cold and the scenery is vibrant colors.



Winter Haiku

Leon Speter
Staff

Winter Trees Are Bare
Snow Is Now Falling From Sky
Decorations Up

Many Holidays
Time To Gather Together
We Don't Even Get Snow

Shorter Days Have Come
In Australia It's Summer
Thanks To Earth's Tilt

Elizabeth Zamura

Best Chocolate Cake Recipe!

Recipe by Add a Pinch
Allison Spencer

This is a 2 layer chocolate cake with espresso powder. It is a super good, moist chocolate cake with chocolate frosting buttercream frosting. This cake is perfect if you like a little bit of coffee. This recipe will include how to make the cake and how to make the frosting. Add a Pinch also has a lot of other recipes like cake and other desserts to breakfast and lunch recipes. Go to AddAPinch.com for more recipes.



You will need:

- 2 cups all-purpose flour
- 2 cups sugar
- 3/4 cup unsweetened cocoa powder
- 2 teaspoons baking powder
- 1 1/2 teaspoons baking soda
- 1 teaspoon kosher salt
- 1 teaspoon **espresso powder**, homemade or store-bought
- 1 cup milk, or buttermilk, almond, or coconut milk
- 1/2 cup vegetable oil, or canola oil, or melted coconut oil
- 2 large eggs
- 2 teaspoons **vanilla extract**
- 1 cup boiling water
- **Chocolate Buttercream Frosting Recipe**, I will talk about this later

Instructions for cake

Preheat oven to 350° F. Prepare two **9-inch** cake pans by spraying with baking spray or buttering and lightly flouring. Add flour, sugar, cocoa, baking powder, baking soda, salt and espresso powder to a large bowl or the bowl of a stand mixer. Whisk through to combine or, using your paddle attachment, stir through flour mixture until combined well. Add milk, vegetable oil, eggs, and vanilla to the flour mixture and mix together on medium speed until well combined. Reduce speed and carefully add boiling water to the cake batter until well combined. **(The cake batter will be very thin after adding the boiling water. This is correct and results in the most delicious and moist chocolate cake)**

Distribute cake batter evenly between the two prepared cake pans. Bake for 30-35 minutes, until a toothpick or cake tester inserted in the center of the chocolate cake comes out clean. Remove from the oven and allow to cool for about 10 minutes, remove from the pan and cool completely. Frost the cake with Chocolate Buttercream Frosting. Enjoy!

Chocolate Buttercream Frosting

For the frosting you will need

- 1½ cups butter, softened
- 1 cup unsweetened cocoa powder
- 5 cups confectioner's sugar/powdered sugar
- ½ cup milk
- 2 teaspoons **vanilla extract**
- ½ teaspoon **espresso powder**

Instructions for frosting

Add cocoa powder to a large bowl or bowl of stand mixer. Whisk through to remove any lumps. Cream together butter and cocoa powder until well-combined. Add sugar and milk to the cocoa mixture by adding 1 cup of sugar followed by about a tablespoon of milk. After each addition has been combined, turn the mixer on to a high speed for about a minute. Repeat until all sugar and milk have been added. Add vanilla extract and espresso powder and combine well. If frosting appears too dry, add more milk, a tablespoon at a time until it reaches the right consistency. If it appears too wet and does not hold its form, add more confectioner's sugar, a tablespoon at a time until it reaches the right consistency.



A Great Recipe When You Are Bored

Trust Me it Tastes Good

Cait McKellar
Senior editor

Ingredients

- ☐ 3 c. (360 g.) all-purpose flour
- ☐ 2 tsp. cream of tartar
- ☐ 1 tsp. kosher salt
- ☐ 3/4 tsp. baking soda
- ☐ 1 c. (2 sticks) unsalted butter, room temperature
- ☐ 1 1/2 c. (300 g.) granulated sugar, divided
- ☐ 2 large eggs
- ☐ 1 tsp. pure vanilla extract
- ☐ 1 tbsp. ground cinnamon

Directions

Step 1 In a medium bowl, whisk flour, cream of tartar, salt, and baking soda until combined. In a large bowl, using a handheld mixer on medium-high speed, beat butter and 1 1/4 cups sugar until creamy. Add eggs, one at a time, beating to blend after each addition. Beat in vanilla. Add dry ingredients and beat on low speed until just combined. Cover and refrigerate until chilled, at least 1 hour or up to overnight.

Step 2 Preheat oven to 350°. Line 2 baking sheets with parchment. In a small bowl, whisk cinnamon and remaining 1/4 cup sugar.

Step 3 Using a medium cookie scoop (about 2 tablespoons), scoop dough and roll into balls. Toss balls in cinnamon sugar and arrange on prepared sheets, spacing 2" apart.

Step 4 Bake cookies until puffed and edges are just set, 10 to 12 minutes. Let cool on baking sheet 5 minutes, then transfer to a wire rack and let cool completely.

Optional- Once cool place on parchment paper and grab some icing or make some icing decorate or even just place fruit on top to make tasty and pretty



Try a New Recipe!

Chicken Parmesan Stuffed Shells

Emely Gomez O.
Staff

Ingredients:

- 1 package (12 ounces) uncooked jumbo pasta shells
- 2 tablespoons of olive oil
- 3 cups of part-skim ricotta cheese
- 1 cup shredded part-skim mozzarella cheese
- 1/2 cup grated Parmesan cheese
- 1/2 cup 2% milk
- 1/4 cup chopped fresh Italian parsley
- 1 pound boneless skinless chicken breasts, cut into 1/2-inch cubes
- 1-1/2 teaspoons Italian seasoning
- 1 teaspoon salt, divided
- 1/2 teaspoon pepper, divided
- 1 tablespoon olive oil
- 2 tablespoons butter
- 1/3 cup seasoned bread crumbs
- 4 cups meatless pasta sauce
- 1/4 cup grated Parmesan cheese
- 8 ounces fresh mozzarella cheese, thinly sliced and halved

Directions

Preheat oven to 375°. Cook shells according to package directions for al dente; drain. Toss with oil; spread in an even layer on a baking sheet. For filling, toss chicken with Italian seasoning, 1/2 teaspoon salt and 1/4 teaspoon pepper. In a large skillet, heat oil over medium-high heat; saute chicken just until lightly browned, about 2 minutes. Reduce heat to medium; stir in butter until melted. Stir in bread crumbs; cook until crumbs are slightly toasted, 2-3 minutes, stirring occasionally. Cool slightly. In a large bowl, mix cheeses, milk, parsley and the remaining salt and pepper. Fold in chicken. Spread 2 cups pasta sauce into a greased 13x9-in. baking dish. Fill each shell with 2-1/2 tablespoons cheese mixture; place over sauce. Top with remaining sauce and cheeses (dish will be full). Cover with greased foil; bake 30 minutes. Uncover; bake until heated through, 10-15 minutes.





Fashion Editors: Eliana Gonzalez, Alena Achacoso, Garrett Conway, Levi Ericson, Ana Addeo, and Alice Laur

Winter Clothing Trends
Eliana Gonzalez
Staff

Winter is finally here and ‘tis the season for the cold! So let’s go over some popular winter clothes. For shirts people wear white/black shirts. Over shirts people wear hoodies, sweatshirts and jackets. For jackets, hoodies and sweatshirts people would either wear a simple color like black or gray or a plain jacket etc. with colorful prints. For bottoms, people wear pants like leggings or sweatpants. For shoes people would wear about the same thing white/black Air Forces, Converse and Nike shoes. People would wear their hair up or down. When they wear their hair up they would wear it in things like a ponytail, bun or braids (bubble braids, French braids and normal braids etc.). For accessories with these things people would wear bracelet(s), jewelry and headbands.



Cold Season Is Upon Us:
Cover Up!
Garrett Conway and Levi Ericson
Staff

Do you ever walk outside of your house and wish you brought a sweater, hoodie, or a jacket? Yes, that happens a lot not just to you. We’ll show why you should wear more layers this winter season. New fashion trends recently have been camo pants, corduroy pants and puffer jackets. Many eight graders have been seen wearing Da Vinci jewelry.



Winter Fashion

Alena Achacoso
Staff



Winter fashion is all about cool tones and sweaters and jeans. This winter season is all about colder temperatures which make it easy to only wear neutral colors. One of the reasons that black, gray, and brown are wardrobe staples is because they pair easily together with no effort needed.



Winter Style

This Season’s Latest Trends
Alice Laur
Staff



This incoming winter, layering and wearing cozy clothing is very popular! During the weeks, it is mainly chilly; with some days being colder than others. For girls; most wear vests, thicker hoodies, knit sweaters, off the shoulder clothes, or long sleeve tops. A few trendy colors to wear for both girls and guys are navy blue, green, burgundy, white, black, gray, or brown! Some individuals might like wearing Christmas colors such as red or green, as the upcoming holiday approaches. Popular pants that have been worn recently consist of jeans, cargo pants, leggings (flared or regular), or sweatpants. Ugg Boots have also been kicking into girls outfits as they provide warmth while still looking cute. Boys enjoy wearing crewnecks, layered long sleeves, puffers, and hoodies. As for guy’s pants, it is in style to wear corduroy pants, baggy jeans, distressed pants, or sweatpants. In addition, guys and girls wear accessories (whether silver or gold) and pull their outfit together by adding different belts. The jewelry can include rings, necklaces, earrings, or even bracelets. Stacking clothing and accessories has been liked a lot by teens this season!





Maximus Anderson
Mason Williams
Staff

-Jrue Frazier



1st place- Roman Murallo, Mason Williams, Jrue Frazier, Maximus Anderson, Lorenzo Dewey, and Jacob Hildebrandt



Ice Skating



GAME PAGE

JANUARY

Happy New Year JOKES

Why did you need a jeweler on New Years?

A: To ring in the New Year

Why did the man sprinkle sugar onto his pillow at New Years?

A: He wanted to start off the New Year with sweet dreams

What did the ghost say on Jan. 1st?

A: Happy BOO year!

Facts About Snowflakes

Amy Ito
Staff

1. Snowflakes are snow crystals
2. It's a myth that no two snowflakes are alike
3. The largest snowflake might have been 15 inches wide
4. Snow is a mineral
5. Snowflakes in Spanish are "copos de nieve"
6. Snow is clear and colorless
7. The smallest snowflakes are called diamond dust
8. The average snowflake falls at a speed of 1 to 6feet per second
9. All snowflakes have six sides or "arms."
10. Snowflakes are perfectly symmetrical
11. Snowflakes are not frozen raindrops
12. An average snowflake is made up of 180 billion molecules of water
13. Chionophobia is a fear of snow
14. Each snowflake is made up of about 200 ice crystals
15. Diamond dusts might be as small as the diameter of a human hair.

New Year's Word Search

JANUARY FRIENDS
FRIENDS YASRILAH
NEYSERTIEMOWBLC
BSILYFAENEIYAEO
NOCRNVNVEYDLBNU
ALDCLOCKLTIEYDN
RUVEMIDNIGHTAT
VTOASTWSNOLYIRD
GIANINGSSEVEUARO
CONFETTITMINGSW
RNOLCELEBRATION
AJANUELVEIMKERA
YPARTYHAAPYSEVW
NEWYEARCLOKSORY
SHAPPYEBALLRESO


BABY
BALL
CALENDAR
CELEBRATION
CLOCK
CONFETTI
COUNTDOWN
EVE

FAMILY
FRIENDS
HAPPY
JANUARY
MIDNIGHT
NEW YEAR
NOISEMAKER
PARTY

RESOLUTION
TOAST



CRYSTONANDCRAVINGS.COM



Name: _____ Date: _____

HAPPY NEW YEAR

Across

4. The first month of the year.
7. This might happen at midnight.
10. Start of the new year.
12. You might draw circles on it.
13. What you might play at a New Year's Eve party.
15. You blow it up and it floats.
16. Last month of the year.
17. Party going head topper.
20. New Year's Eve character carrying an hourglass.
23. New York City location where people gather on New Year's Eve. Times _____.
25. Traditional New Year's song: Auld Lang _____.

Down

1. Five, four, three, two, one ...
2. Social celebration.
3. Everyone's eyes are on this as midnight approaches.
6. New Year's promise.
8. It usually has 365 days.
9. Kicking up your heels.
9. It drops in Times Square on New Year's Eve.
11. Firework you hold in your hand.
14. Time the new year begins.
15. Personification of the new year.
17. Father Time carries this around.
18. New Year's paper shower.
19. Long, flowing party ribbon.
21. _____ New Year!
22. What you need to dance.
24. The day before a holiday.


Word Bank

Baby, Ball, Balloon, Calendar, Clock, Confetti, Countdown, Dancing, December, Eve, Father Time, Fire, Games, Happy, Hat, Hourglass, January, Kiss, Midnight, Music, Party, Resolutions, Sparkler, Square, Straws, Sypa, Year

NEW YEAR'S

FIREWORKS
FRIENDS
HATS
JANUARY
KISS
MEMORIES
MIDNIGHT
CALENDAR
CANDLES
CELEBRATION
CONFETTI
COUNTDOWN

FAMILY
FATHER TIME
NOISEMAKERS
PARADE
PARTY
RESOLUTION
TIMES SQUARE
TOAST
TRADITIONS





HAPPY new year 2024

Do you wonder what the most common New Years Resolution?

It's improved fitness with 48% people making it their New Years resolutions

DO YOU THINK YOU'RE A DIFFERENT PERSON FROM WHAT YOU WERE LAST YEAR?

DO YOU THINK YOU'VE REALLY CHANGED?

I REMEMBER LAST YEAR YOU SAID YOU WERE GOING TO TRY TO BE A BETTER LISTENER..

WHAT?

